



Video Instructions

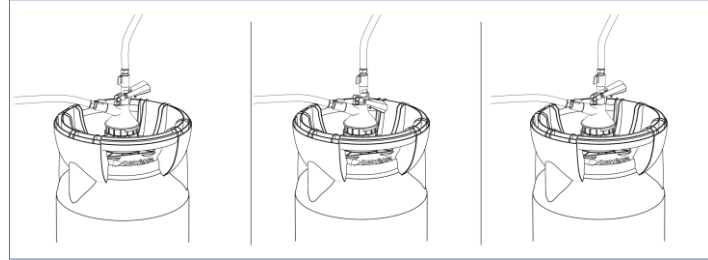

Use and Disposal Hybrid Keg with D-Type Fitting

Sterility & cleaning procedure

As with all keg dispensing, please ensure that the dispense head, the keg fitting and all pipes have been cleaned and sterilized. For cleaning the fitting, we recommend 70% ethanol (see Petainer Keg Sanitising Guidance for Filling and Dispensing).

Instruction for use

1. Break and remove the snap cap and follow procedure above.
2. Push the **D-type** dispense head into the fitting on top of the keg.
3. Turn the dispense head clockwise and carefully until it stops.
Too much force could damage the fitting!
3. Push down the dispense head handle.
The keg is now ready to dispense.



Instruction for disposal

1. When the keg is empty, pull the dispense head handle upward, turn the dispense head counter-clockwise and gently remove it from the keg.
2. Push the pressure relief tool (PRT) into the fitting (Fig.1)
or
Push a reusable depressurising tool (Keg-Entlüfter) into the fitting, turn the depressurising tool clockwise until it stops and turn the screw clockwise until the pressure is released (Fig.2)
3. When **fully depressurised**, disassemble the Hybrid according to the disassembly pictograms and send for recycling in accordance with local recycling rules and regulations.

Inserting Pressure Release Tool Into Fitting

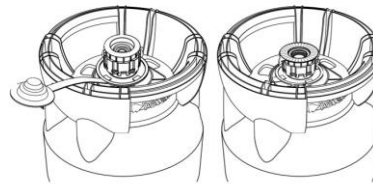


Fig.1

Utilizing the Keg-Entlüfter Reusable Depressurising Tool

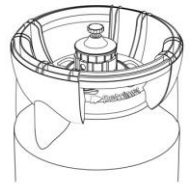
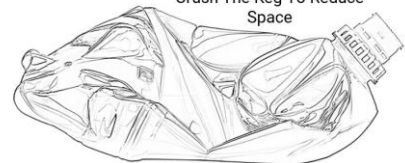


Fig. 2

Crush The Keg To Reduce Space



Hybrid disassembly pictograms:

(Please use also the Hybrid disassembling video - QR code below)



The Petainer Keg Hybrid D-type can be disconnected and connected for cleaning of the dispense line, or for other reasons.

Take care.
The Petainer Keg is under pressure.

Petainer Keg sanitising guidance for filling and dispensing

Use:

Recommended 70% Ethanol or similar such as Isopropyl Alcohol (IPA).

Not suitable if acidity \leq pH 3 or alkalinity \geq pH 9.



Observe disinfectant exposure times

Do NOT Use:

Do not use cleaning detergents & chemicals as these can damage the fitting/valve and keg body. Using these are a safety hazard.



Not suitable if acidity \leq pH 3 or alkalinity \geq pH 9.



Please consult with your local Petainer sales representative if you have any questions about chemical compatibility with the Petainer Keg.

Disclaimer: Petainer accepts no responsibility for the use of chemical substances or alcohol based solutions in the factory. Always follow your company's health and safety guidelines.