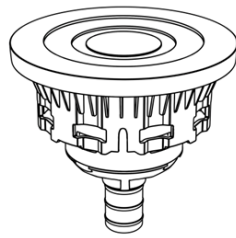




Video Instructions



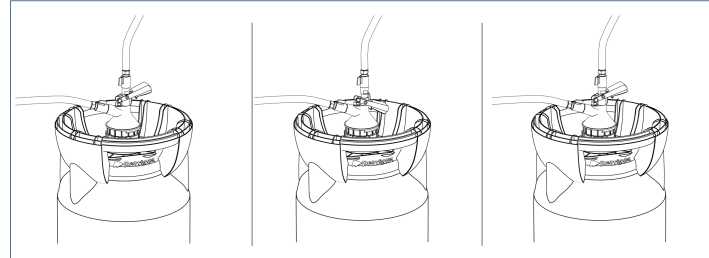
Use and Disposal Hybrid Keg with A-Type Fitting

Sterility & cleaning procedure

As with all keg dispensing, please ensure that the dispense head, the keg fitting and all pipes have been cleaned and sterilized. For cleaning the fitting, we recommend 70% ethanol (see Petainer Keg Sanitising Guidance for Filling and Dispensing).

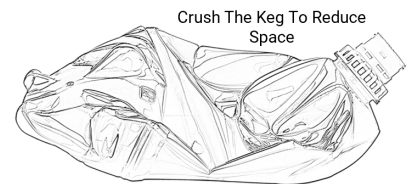
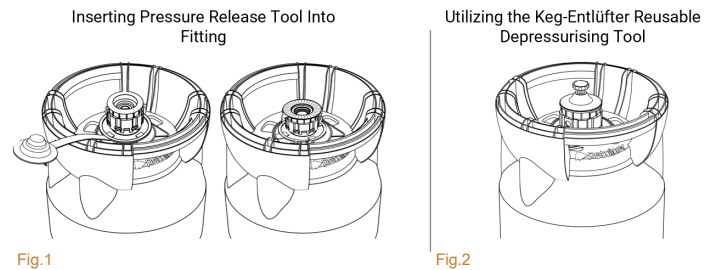
Instruction for use

1. Break and remove the snap cap and follow procedure above.
2. Slide the dispense head onto the fitting on top of the keg. (Take care to fully engage the dispense head by sliding it onto the fitting until it is fully covered. This will avoid fitting damage while pressing the handle down.)
3. Push down the dispense head handle. The keg is now ready to dispense.



Instruction for disposal

1. When the keg is empty, pull the dispense head handle upward.
2. Gently slide the dispense head off the keg.
3. Push the pressure relief tool (PRT) onto the fitting (Fig.1) or Slide on a reusable depressurising tool (Keg-Entlüfter) and turn the screw clockwise until the pressure is released (Fig.2)
4. When **fully depressurised**, disassemble the Hybrid according to the disassembly pictograms below and send for recycling in accordance with local recycling rules and regulations.



Hybrid disassembly pictograms:

(Please use also the Hybrid disassembling video - QR code below)



The Petainer Keg Hybrid A-type can be disconnected and connected for cleaning of the dispense line, or for other reasons.


Take care. The Petainer Keg is under pressure.

Petainer Keg sanitising guidance for filling and dispensing

Use:

Only use alcohol based disinfectant products:

70% Ethanol or similar such as Isopropyl Alcohol (IPA).



Observe disinfectant exposure times

Do NOT Use:

Do not use anything other than alcohol based disinfectants.

Using any other type of disinfectant can damage the keg fitting and cause a keg failure.



Please consult with your local Petainer sales representative if you have any questions about chemical compatibility with the Petainer Keg.

Disclaimer: Petainer accepts no responsibility for the use of chemical substances or alcohol based solutions in the factory. Always follow your company's health and safety guidelines.